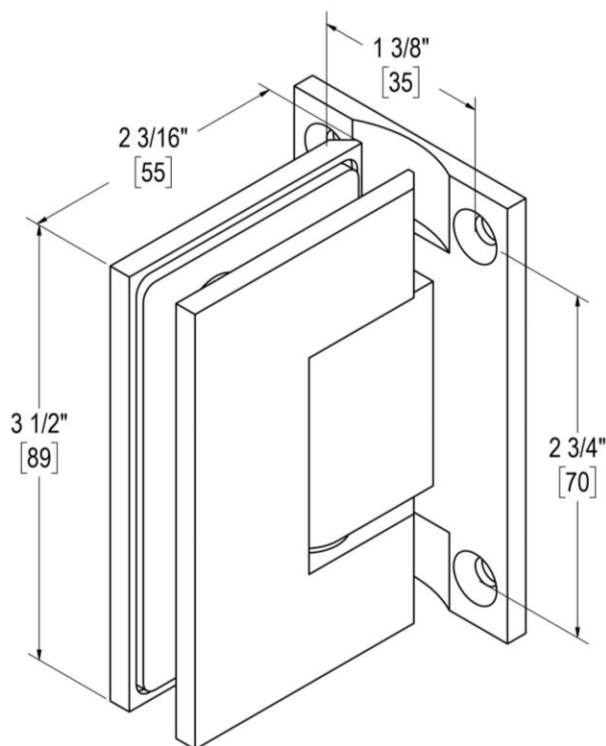
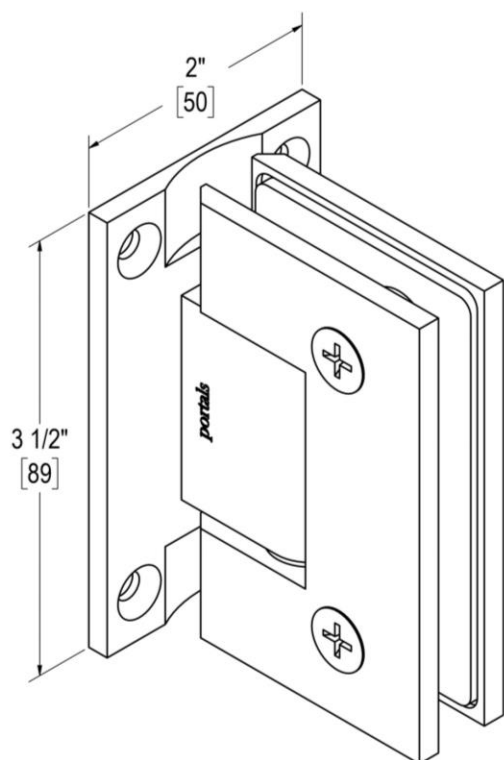


# TAIGA

## STANDARD DUTY 90° WALL-GLASS HINGE WITH 5° OFFSET

Product Code: TAG81041

portals



### MATERIALS

- Solid brass body, Dacromet-coated steel springs, stainless steel fasteners, and clear PVC gaskets
- Optional Allen head screws for cover plate & #10 x 2" [51 mm] Phillips head wood screws included

### FUNCTION DETAILS

- Backplate with scalloped recess allows installers to minimize distance between wall and door edge, providing tighter seal.
- Self-closing within ~25° of close position.
- Integrated gaskets are adhered to hinges, fully isolating glass from metal and simplifying installation.
- Extensive product testing simulates use well beyond the average lifespan of a typical shower enclosure.

### PRODUCT NOTES

- Item requires glass fabrication and should only be used with tempered safety glass.
- Dual-sided pivot pin can provide neutral closure or tighter closure offset 5° inward depending on orientation within hinge. Close position is easily changed by disassembling hinge and rotating pin.

### CARE & MAINTENANCE

Portals products should be cleaned with water and dried with a soft cloth. Use of harsh or abrasive chemicals may harm finish and will void the warranty.

### WARRANTY

Lifetime warranty for residential use covers defects in material and workmanship of this product.

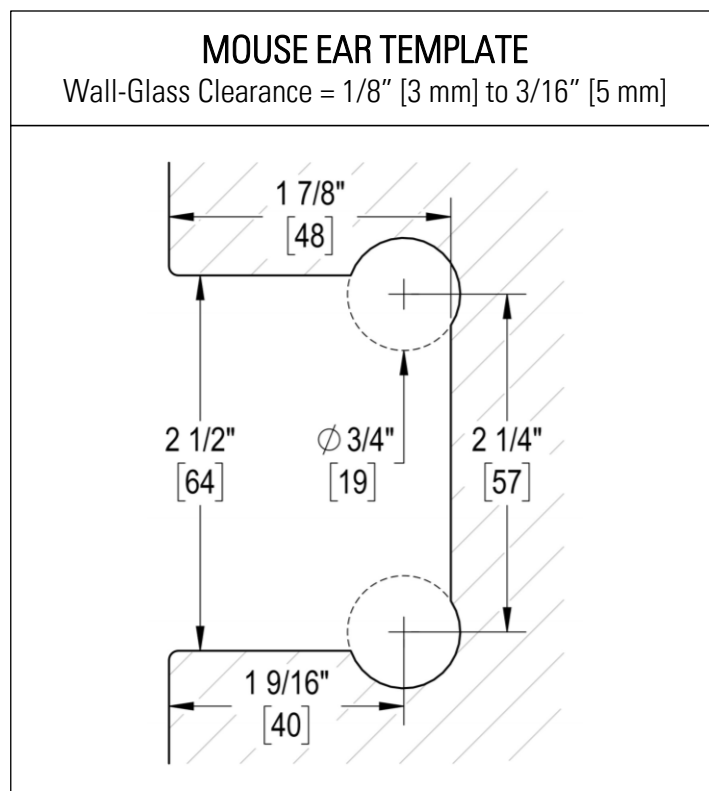
Max. Capacity:	2 Hinges	3 Hinges
Door Width	28" [711 mm]	32" [813 mm]
Door Weight	90 lbs [41 kg]	120 lbs [54 kg]
Glass Thickness	3/8" [10 mm] to 1/2" [12 mm]	

# TAIGA

## STANDARD DUTY 90° WALL-GLASS HINGE WITH 5° OFFSET

Product Code: TAG81041

portals



### TEMPLATES & CLEARANCES

- Item requires glass fabrication according to the template(s) provided.
- "Mouse Ear" cutouts reduce potential for glass slipping after installation.
- Clearance values must be taken into account when sizing doors and panels.

### INSTALLATION NOTES

- Do not exceed maximum door weight or width.
- Prior to installation, use alcohol pads to thoroughly clean areas of glass that will come in contact with gaskets. These areas should also be free of any protective coatings applied to the glass.
- Cover plate machine screws should only be hand-tightened to 3 ft/lbs.
- Portals recommends "blocking" the hinges so the door rests directly on them. Either A) top the hinges within the cutouts or B) center hinges in cutouts and place shims in specified area(s) to fill gap(s).

Max. Capacity:	2 Hinges	3 Hinges
Door Width	28" [711 mm]	32" [813 mm]
Door Weight	90 lbs [41 kg]	120 lbs [54 kg]
Glass Thickness	3/8" [10 mm] to 1/2" [12 mm]	

